



<b>36000Btu/h</b>	<b>A-Coil</b>
Location: _____ Engineer: _____ Submitted to: _____ Submitted by: _____ Reference: _____	Approval: _____ Date: _____ Construction: _____ Unit #: _____ Drawing #: _____

<b>Set Code</b>	22023110001287
Indoor unit code	22023111000493
Outdoor unit code	22023116000401
<b>Set Model</b>	
Indoor unit model	MCD30/36C1A
Outdoor unit model	CMA1536SA-1
<b>Certified</b>	
AHRI	
UL	



SYSTEM PERFORMANCE DATA			
<b>Power supply</b>			
Normal Operational Voltage	(V, Ph, Hz)	208/230V, 1Ph, 60Hz	
Voltage Range	(V)	187-253	
<b>Electrical</b>			
Minimum circuit ampacity	(A)	29.0	
Max.fuse	(A)	45.0	
Connection wiring		18AWG	
<b>Cooling</b>			
Rated Capacity	(Btu/h)	32600	
Capacity Range	(Btu/h)	9600-38000	
Power Input (Max)	(W)	2963(580-4245)	
Rated current	(A)	12.88(2.52-18.46)	
SEER	(Btu/W)	15.3	
EER	(Btu/W)	11	

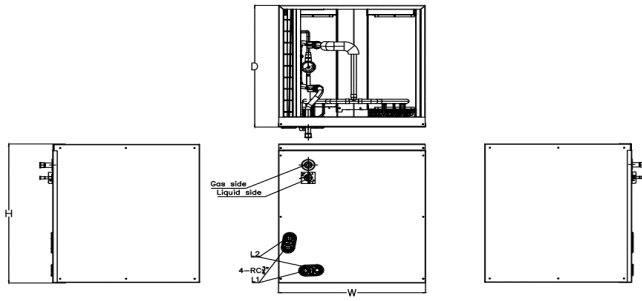
<b>Heating</b>			
Rated Capacity	(Btu/h)	/	
Capacity Range	(Btu/h)	/	
Power Input (Max)	(W)	/	
Rated current	(A)	/	
HSPF4	(Btu/W)	/	
HSPF5	(Btu/W)	/	
COP	W/W	/	
<b>Heating at 5F</b>			
Capacity	(Btu/h)	/	
COP	W/W	/	

REFRIGERANT PIPE DATA			
Design pressure	(PSIG)	550/340	
Refrigerant Type		R410A	
Refrigerant charge	(kg)	3.3	
	(oz)	116.40	
Additional charge for each ft	(oz/ft)	0.69	
	(g/m)	65	
Liquid side/ Gas side	(inch)	3/8" / 3/4"	
	(mm)	φ9.52 / φ19	
Max. pipe length	(ft)	213.0	
	(m)	65	
Max. difference in level	(ft)	98.0	
	(m)	30	
Connection method	Indoor	Braze	
	Outdoor	Flared to braze	
Indoor(cooling)	(Deg. °F / °C)	62-90/17-32	
Indoor( heating)	(Deg. / °C)	/	
Outdoor(cooling)	(Deg. / °C)	5-122 / -15- 50	
Outdoor(heating)	(Deg. / °C)	/	

INDOOR UNIT DATA			
Throttle			TXV for Cooling
IRV	inch <sup>3</sup>		106.9
Air flow	SCFM		960
Pressure drop	Pa		65.1
	In. wg.		0.26
<b>Indoor unit</b>			
Dimension (WxDxH)	(inch)	20.98x20.98x23.98	
	(mm)	533x533x609	
Packing(WxDxH)	(inch)	23.43x25.59x25.39	
	(mm)	595x650x645	
Net/Gross weight	(lbs.)	66.58/77.16	
	(kg)	30.2/35	

OUTDOOR UNIT DATA			
<b>Compressor</b>			
Type			KTF250D22UMT
Model			ROTARY
Brand			GMCC
Capacity	(Btu/h)		8095
Input	(W)		2200
Rated current (RLA)	(A)		17.81
Refrigerant oil/oil charge	(ml)		VG74/670
Throttle			/
<b>Outdoor fan motor</b>			
Model			ZKFN-120-8-2
Qty			1
Input	(W)		150
RLA	(A)		1.27
Speed	(r/min)		850
<b>Air flow &amp; Noise level</b>			
Outdoor air flow (Max.)	(CFM)		3000.0
Outdoor noise level	[dB(A)]		62.5
<b>Outdoor unit</b>			
Dimension (W×D×H)	(inch)	40.50x16.14x31.89	
	(mm)	946x410x810	
Packing (W×D×H)	(inch)	42.91x19.69x34.84	
	(mm)	1090x500x885	
Net/ Gross weight	(lbs.)	146.61/157.85	
	(kg)	66.5/71.6	

Indoor unit dimension



Model	Unit	Dimensions (mm)			Drain hole	
		W	D	H	L1	L2
12K-24K	mm	445	533	457	Main drain hole	Overflow drain hole
	inch	17 1/2	21	18		
30K-48K	mm	533	533	609	Main drain hole	Overflow drain hole
	inch	21	21	24		
60K	mm	622	533	711	Main drain hole	Overflow drain hole
	inch	24	21	28		

Outdoor unit dimension

